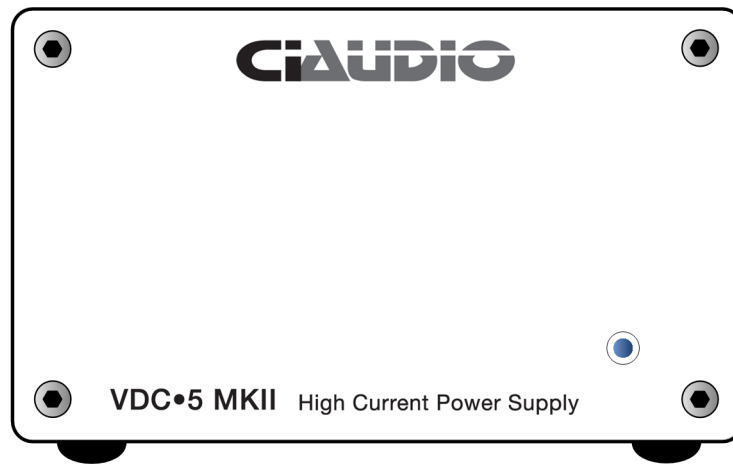




## VDC•5 MKII High Current Upgrade Power Supply



Thank you for purchasing the **VDC•5 MKII** High Current Upgrade Power Supply.

Please read the **Connection** sections of this document before installing into your playback system.

The VDC•5 MKII is a low noise high performance power supply designed to improve the sound of many audio products. The VDC Series are tightly regulated “Linear” supplies rather than standard “switching” types, as switching types generate noise which can contaminate audio signals. The design uses a high quality transformer, discrete Schottky bridge rectifier, and low-noise filter/regulator circuit, providing clean, noise-free power.

handcrafted in USA

## Connection

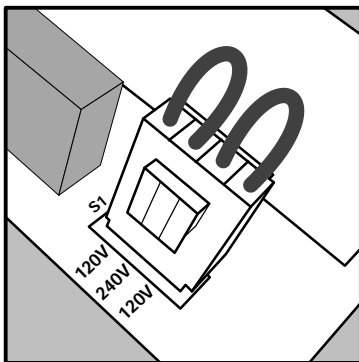
- Input Voltage Selection

Input voltage comes pre-configured for the country originally shipped to.


If the input voltage needs to be changed, jumpers can be re-configured on the internal selection plug.

To access the jumper selection, you must remove the PCB from its chassis. Remove the 4 corner screws on the back panel and the single screw on the bottom. The PCB assembly will now pull out from the rear. A small flat blade screwdriver can be used to depress the locking tabs to remove/move wire location in the jumper block.

*see the diagram below*



120 Volt (2 Jumpers)



240 Volt (1 jumper)

Re-assemble in reverse order, being careful to align the power LED with the front panel opening before pressing in all the way. If needed, remove the front panel and re-install last.

## •Compatible Products

The output cable and jack are plug-n-play our Transient MKII DAC or Logitech Squeezebox™.

For Transient MKII: Connect the supply and power ON by the rear panel power switch. The Transient will automatically draw power from the VDC•5 MKII.

For Squeezebox™ Classic or Touch: Just replace the standard supply with VDC•5 MKII and supplied cables, and power ON from the rear panel power switch.

If using with a product not listed above, contact CIAudio regarding compatibility and output cables.

## • Power Up

Always mute, turn volume all the way down, or select another input before powering up or down via the rear panel power switch. As the device powers up/down, it can make noise that could harm loudspeakers. We recommend leaving the device powered at all times.

## Specifications

- Input Voltage: 120V~240V AC (Internal Selection Jumpers)
- Output Voltage: 5V DC @ 3A
- Capacitance: >20,000uF
- Dimensions: 4.45"W x 2.9"H (including feet) x 5.25" D
- Weight: 4.0 lbs. (actual), 5.0 lbs. (shipping)
- Fuse Rating/Type: 0.50A Fast blow (5x20mm)
- Output connector: 5.5mm Barrel (Neg), Center Pin 2.5mm (Pos)
- Machined aluminum chassis
- Detachable AC Input & Output cables

## Warranty

Your CIAudio Product is covered by our 5 year Parts & Labor Warranty.  
To obtain service, contact your dealer, distributor, or our factory.

Channel Islands Audio  
567 W. Channel Islands Blvd., PMB 300  
Port Hueneme, CA 93041 USA  
Phone: 805.984.8282  
Email: [info@ciaudio.com](mailto:info@ciaudio.com)  
Web: [www.ciaudio.com](http://www.ciaudio.com)